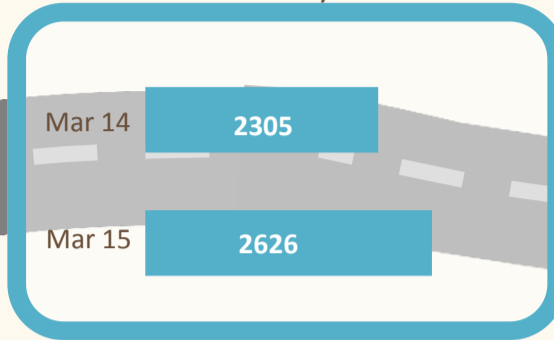


Shropshire Outcomes

Number of **looked after children** per 10,000 has continued to **increase**



Number of **referrals** to children's social care has continued to **increase** compared to last year



Your life outcome SC1
Welcome to Shropshire



Born in 2013, average **life expectancy** is **81.95** years

Your environment outcome SC2
A Great Place To Live

1173 More **houses** on **Council Tax register**

Your money outcome SC3
Floreat Salopia



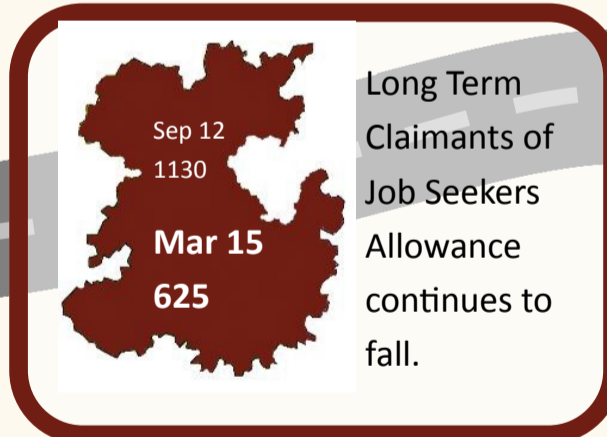
Reduction of Fires

	2013/14	2014/15
Accidental Fires	44.58	40.25
Fire Crimes	43.42	37.67
Average number of fires per month		

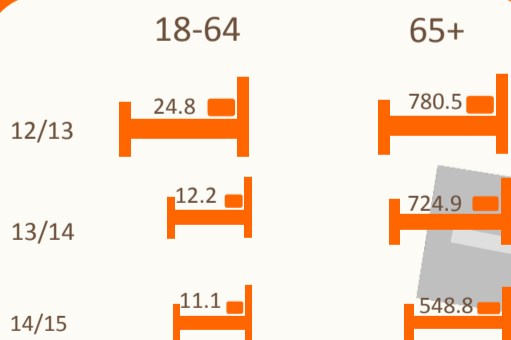
Keeping Streets Clean

4500—Annual Inspections
Standard for **Litter** —
less than 10% of inspections below the standard of **good**
2014 = **4.8%** 2015 = **6.6%**

Long Term Claimants of Job Seekers Allowance continues to fall.



Your health outcome SC4
Please Drive Carefully



Reduced permanent admissions into residential care homes, per 100,000 population



2012 - 64.6%
2013 - 76.8%
2014 - 79.7%

More people remain at home 91 days after leaving hospital.